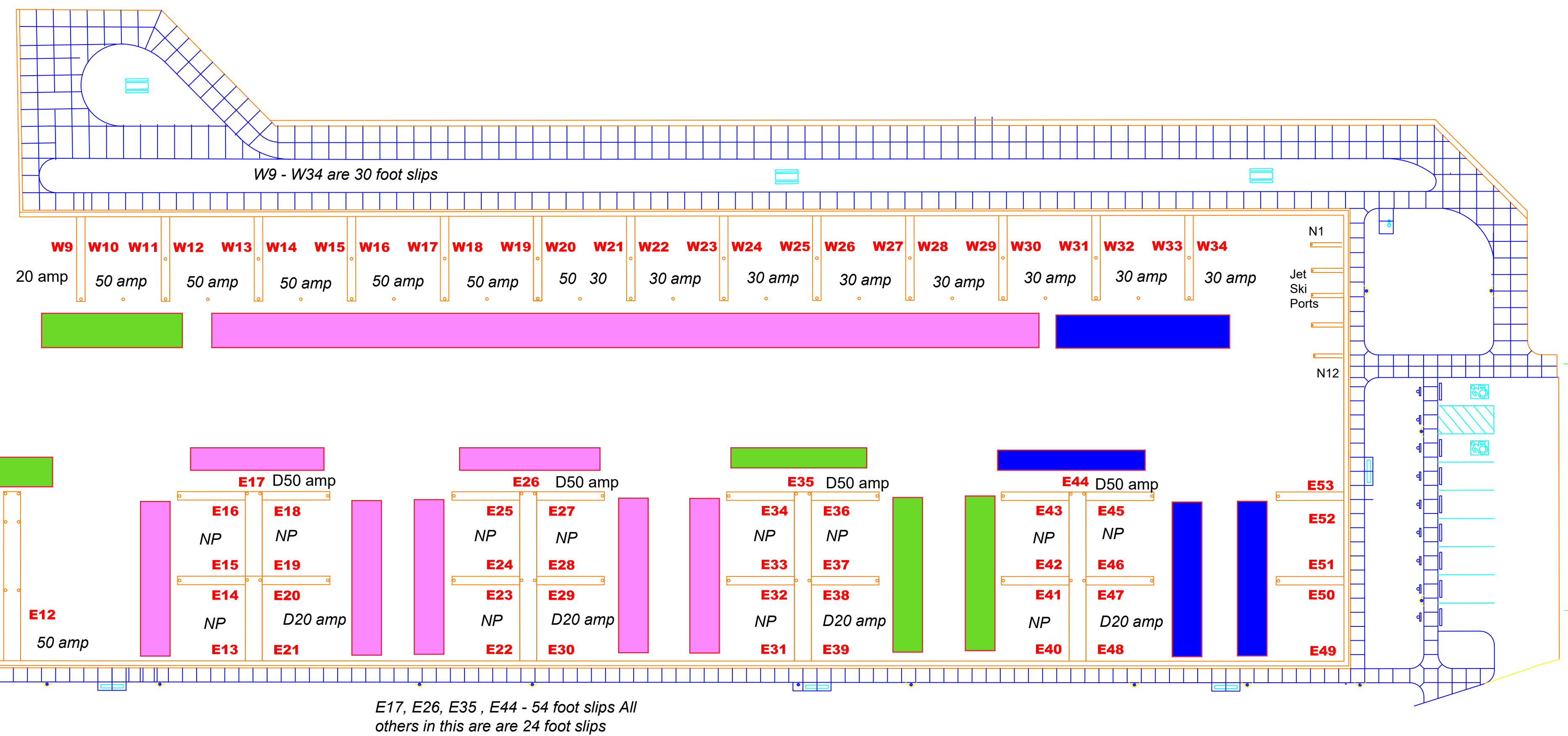
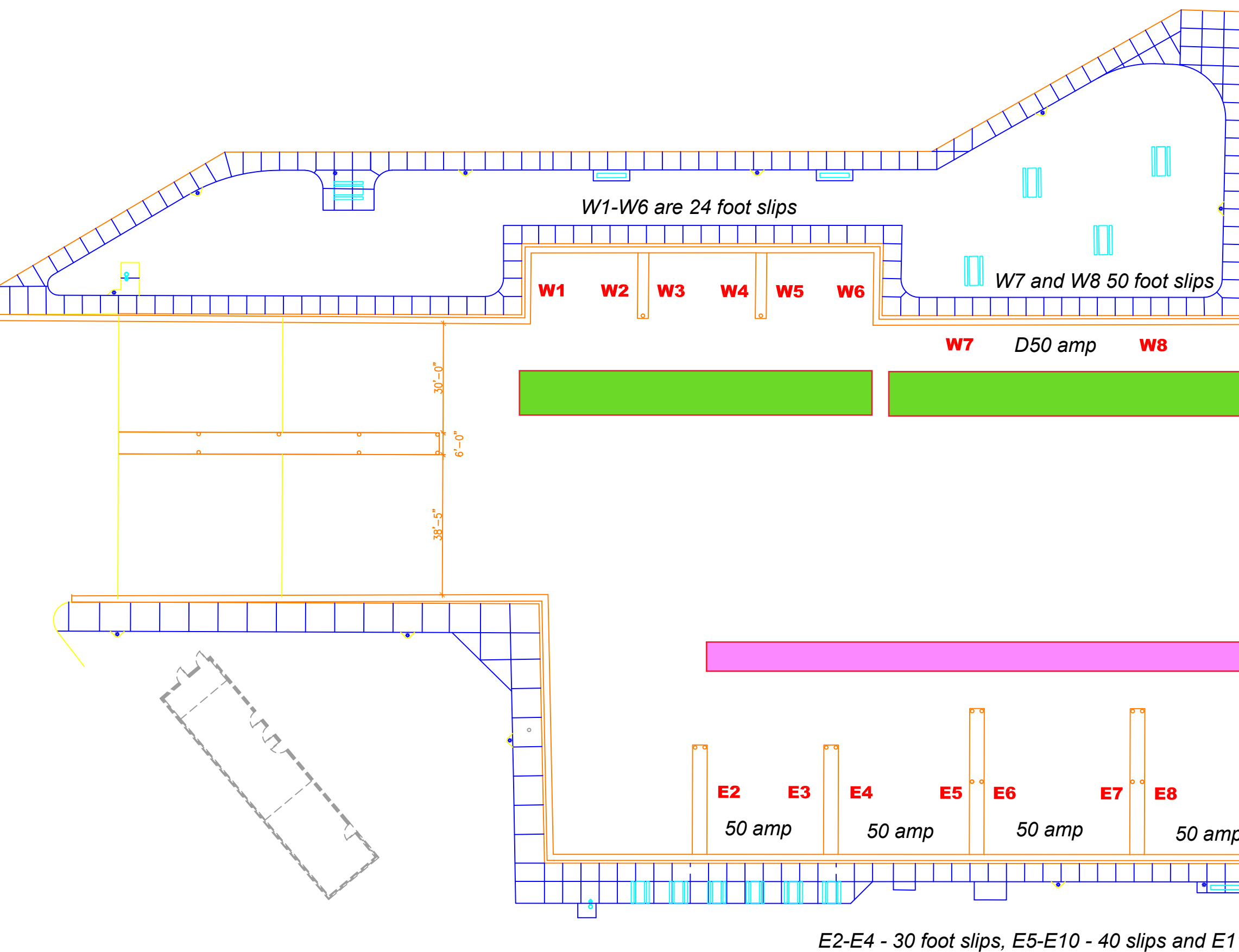


Seneca Lake



LOA Length overall is the maximum length of a vessel's hull measured parallel to the waterline. This includes swim platforms and bow pulpits

Slip	Power	Max LOA	Cost	Slip	Power	Max LOA	Cost
W1	20 Amp	26	Transient	W32	30 Amp	40	Concession Bldg Use
W2	20 Amp	26	Transient	W33	30 Amp	40	Concession Bldg Use
W3	20 Amp	26	Transient	W34	30 Amp	40	Concession Bldg Use
W4	20 Amp	26	Transient	E2	50 Amp	40	\$2400
W5	20 Amp	26	Reserved	E3	50 Amp	40	\$2400
W6	20 Amp	26	Transient	E4	50 Amp	40	\$2400
W7	D50 Amp	48	Transient	E5	50 Amp	50	\$3000
W8	D50 Amp	48	Transient	E6	50 Amp	50	\$3000
W9	20 amp	40	Transient	E7	50 Amp	50	\$3000
W10	50 Amp	40	Transient	E8	50 Amp	50	\$3000
W11	50 Amp	40	Transient	E9	50 Amp	50	\$3000
W12	50 Amp	40	Transient	E10	50 Amp	50	\$3000
W13	50 Amp	40	\$2035	E11	50 Amp	70	Transient
W14	50 Amp	40	\$2035	E12	50 Amp	70	Transient
W15	50 Amp	40	\$2035	E13	NP	27	\$1100
W16	50 Amp	40	\$2035	E14	NP	27	\$1100
W17	50 Amp	40	\$2035	E15	NP	27	\$1100
W18	50 Amp	40	\$2035	E16	NP	27	\$1100
W19	50 Amp	40	\$2035	E17	D50 Amp	55	\$3300
W20	50 Amp	40	\$2035	E18	NP	27	\$1100
W21	30 Amp	40	\$2035	E19	NP	27	\$1100
W22	30 Amp	40	\$2035	E20	20 Amp	27	\$1200
W23	30 Amp	40	\$2035	E21	20 Amp	27	\$1200
W24	30 Amp	40	\$2035	E22	NP	27	\$1100
W25	30 Amp	40	\$2035	E23	NP	27	\$1100
W26	30 Amp	40	\$2035	E24	NP	27	\$1100
W27	30 Amp	40	\$2035	E25	NP	27	\$1100
W28	30 Amp	40	\$2035	E26	D50 Amp	55	\$3300
W29	30 Amp	40	\$2035	E27	NP	27	\$1100
W30	30 Amp	40	\$2035	E28	NP	27	\$1100
W31	30 Amp	40	\$2035	E29	20 Amp	27	\$1200
				E30	20 Amp	27	\$1200
				E31	NP	27	\$1100
				E32	NP	27	\$1100
				E33	NP	27	\$1100
				E34	NP	27	\$1100
				E35	D50 Amp	55	Transient
				E36	NP	27	Transient
				E37	NP	27	Transient
				E38	20 Amp	27	Transient
				E39	20 AMP	27	Transient
				E40	NP	27	Transient
				E41	NP	27	Transient
				E42	NP	27	Transient
				E43	NP	27	Transient
				E44	D50	77	Concession Bldg Use
				E45	NP	27	Concession Bldg Use
				E46	NP	27	Concession Bldg Use
				E47	NP	27	Concession Bldg Use
				E48	NP	27	Concession Bldg Use
				E49	NP	27	Concession Bldg Use
				E50	20 Amp	27	Concession Bldg Use
				E51	20 Amp	27	Concession Bldg Use
				E52	20 Amp	27	Concession Bldg Use
				E53	NP	27	Concession Bldg Use
				Jet Ski Ports N1-N12			
				N1-N6	NP		\$700 per jet ski port
				N7-N12	NP		Concession Bldg Use

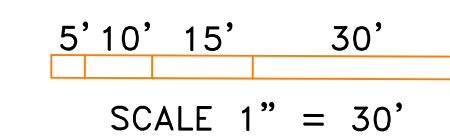
Key

- Seasonal Slips
- Concession Patron Slips
- Transient

Key
 NP = No Power available at this slip
 D20 = Double 20 amp electrical service available at this slip
 D50 = Double 50 amp electrical service available at this slip
 50 amp = 50 amp electrical service available at this slip
 30 amp - 30 amp electrical service available at this slip
 20 amp = 20 amp electrical service available at this slip

All Slips have water available at the slip

Transient slips
 NP slips \$30 per night
 20 Amp \$40 per night
 30 Amp & 50 amp West side, north of the entrance \$45.00 per night
 E35, W7 & W8 \$55.00 per night
 E11 & E12 \$65.00 per night



SENECA LAKE RESORTS
www.SenecaLakeResorts.com